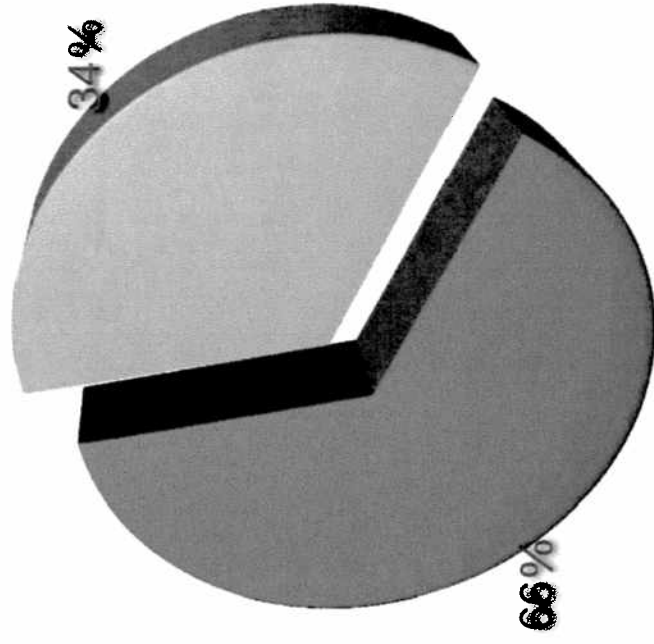


USAGE

ARE YOU LIKELY TO USE THE
HC CAR AGAIN?

USE AGAIN	RIDERS	PERCENTAGES
Yes	191	66%
No	99	34%
NA	0	0%
TOTAL	290	100%

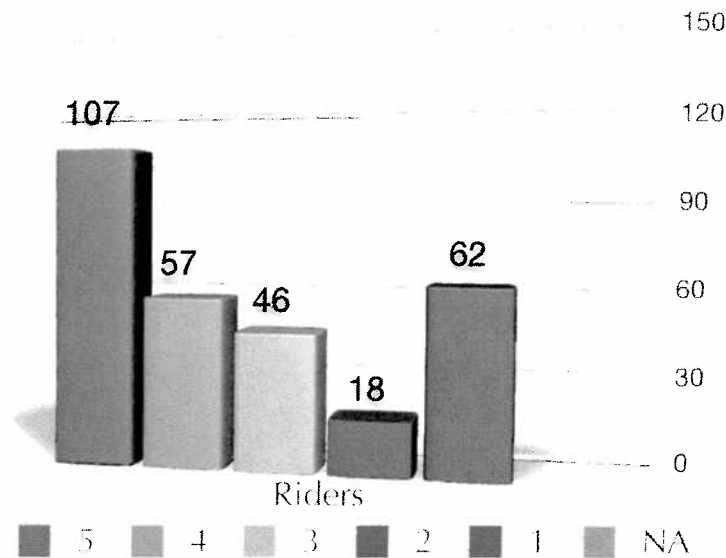
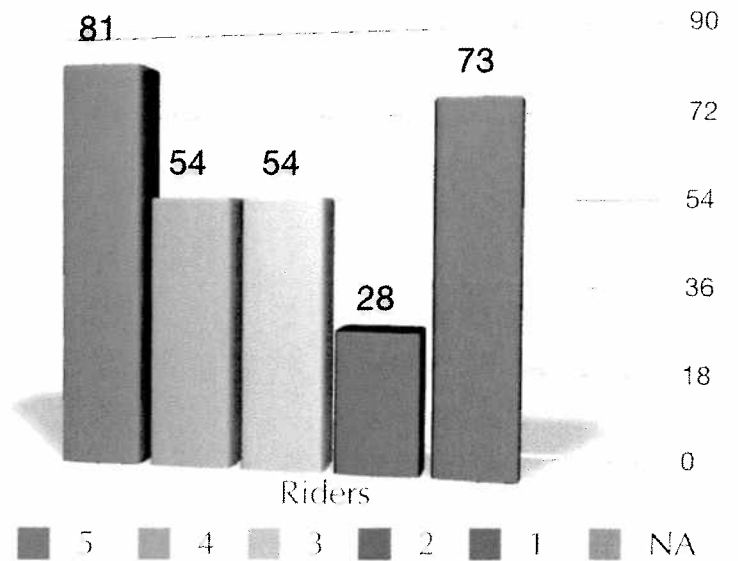


- Yes
- No
- NA

SATISFACTION RANKINGS

HOW WAS YOUR EXPERIENCE ON A SCALE OF ONE TO FIVE?

PERSONAL COMFORT	RIDERS	PERCENTAGES
5 (Highest)	81	28%
4	54	19%
3	54	19%
2	28	10%
1 (Lowest)	73	25%
NA	0	0%
TOTAL	290	100%

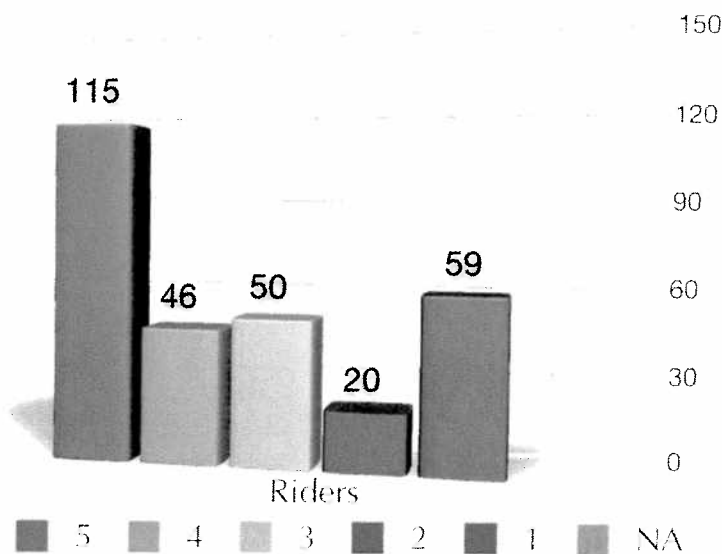
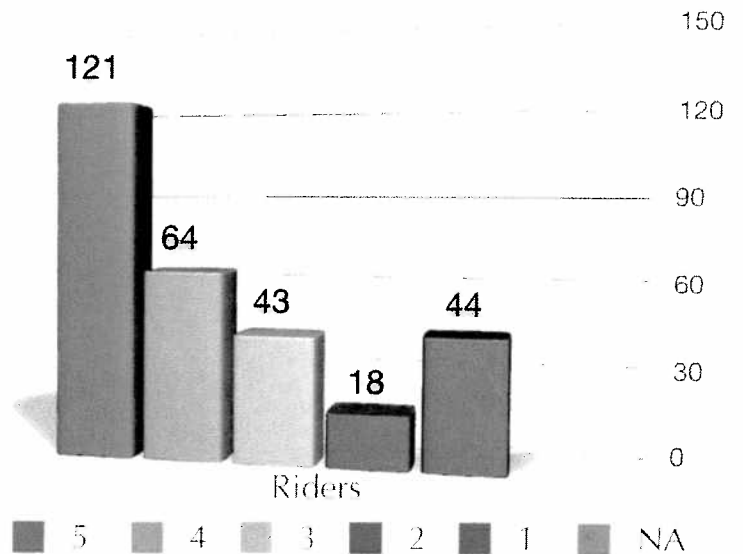


CONVENIENCE	RIDERS	PERCENTAGES
5 (Highest)	107	37%
4	57	20%
3	46	16%
2	18	6%
1 (Lowest)	62	21%
NA	0	0%
TOTAL	290	100%

SATISFACTION RANKINGS

HOW WAS YOUR EXPERIENCE ON
A SCALE OF ONE TO FIVE?

BOARDING SPEED	RIDERS	PERCENTAGES
5 (Highest)	121	42%
4	64	22%
3	43	15%
2	18	6%
1 (Lowest)	44	15%
NA	0	0%
TOTAL	290	100%



CROWDING	RIDERS	PERCENTAGES
5 (Highest)	115	40%
4	46	16%
3	50	17%
2	20	7%
1 (Lowest)	59	20%
NA	0	0%
TOTAL	290	100%