



BOSTON PUBLIC HEALTH COMMISSION (BPHC)

Communicable Disease Control Division

1010 Massachusetts Ave - Boston, MA 02118

Phone: (617) 534-5611 - Fax: (617) 534-5905

Boston COVID-19 Report - For the Week Ending 4/2/2020

1/2/2020 - 4/2/2020

COVID-19 Cases (Boston Residents)	#
Active Cases	1116
Recovered Cases	106
Deaths	10
TOTAL CASES	1232

COVID-19 Confirmed Hospitalizations (through 4/2/2020)	
YEAR	# HOSPITALIZED
2020	96

Boston ED CLI ¹ Syndromic Surveillance	
This Week Overall %CLI (3/27-4/2/2020)	9.1%
Last Week Overall %CLI (3/20-3/26/2020)	7.4%

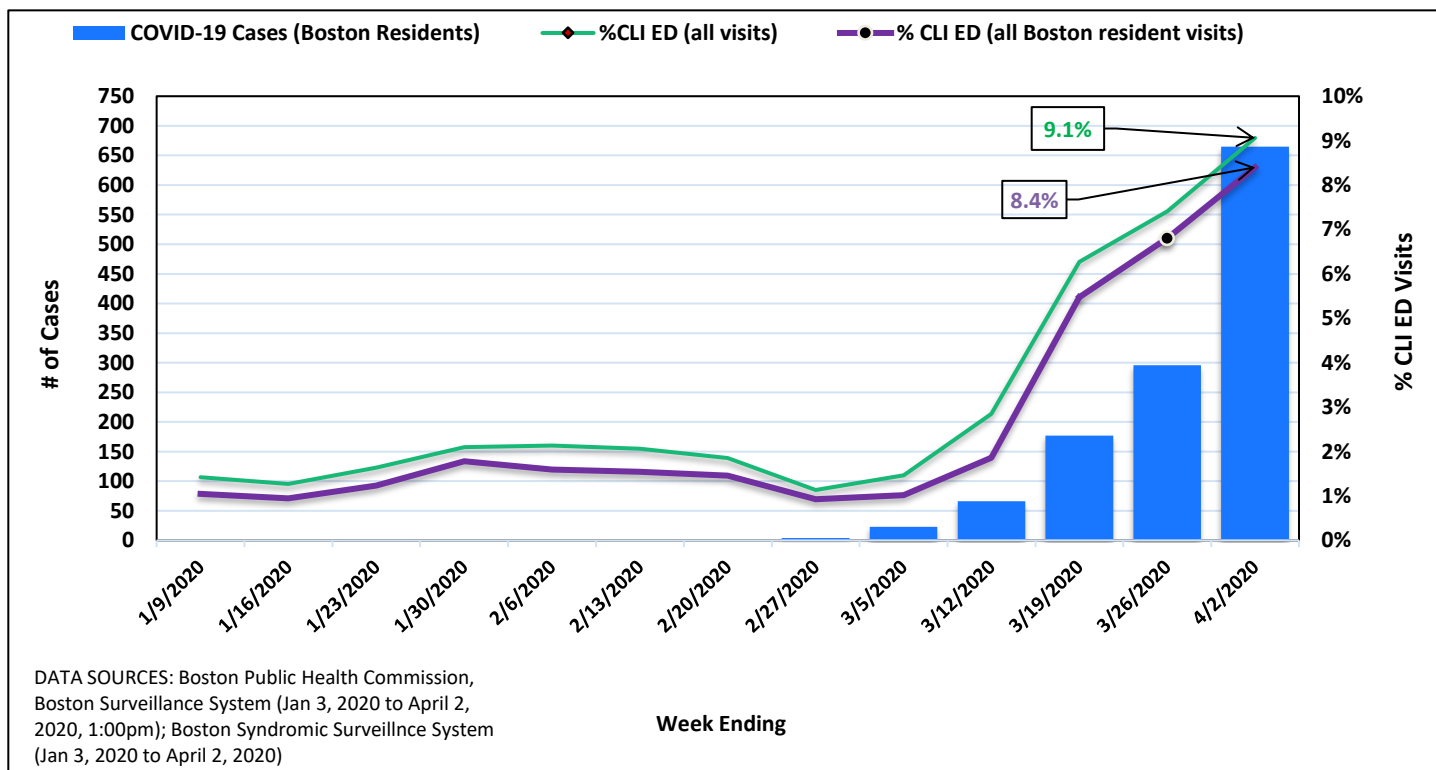
Summary: As of 1:00 pm on 4/2/2020, a total of 1232 cases of laboratory-confirmed COVID-19 among Boston residents have been reported to the Boston Public Health Commission (BPHC). Of these, 96 required hospitalizations. Ten residents have died. One hundred and six (8.6%) have recovered.

Sixty-eight cases (6%) were healthcare workers.

Emergency Department (ED) visits for COVID-19-like illness (CLI) comprised 9.1% of all ED visits between 3/27/2020-4/2/2020.

¹COVID-19-like illness (CLI) is defined as "Covid or (fever and (cough or respiratory distress))" in ED chief complaint data from Boston acute care hospitals, captured by BPHC Syndromic Surveillance System.

Figure 1. Reported COVID-19 Cases and % CLI Emergency Department Visits, by Week, 2020



Notes:

-Dates associated with cases are "event dates." An event date is the earliest associated date corresponding to each disease event and is hierarchical based on available information. When available, symptom onset date serves as the earliest associated date. In the absence of an onset date, the test date is used. As additional information becomes available (e.g., reporting of symptom onset date), event dates may shift for reported cases. These numbers are rolling and subject to weekly variations based on case data availability.

-%CLI ED (all visits) is a percentage of CLI visits among all ED including irrespective of residence. %CLI ED (all Boston resident visits) is a percentage of CLI visits by Boston residents among all ED visits by Boston residents.



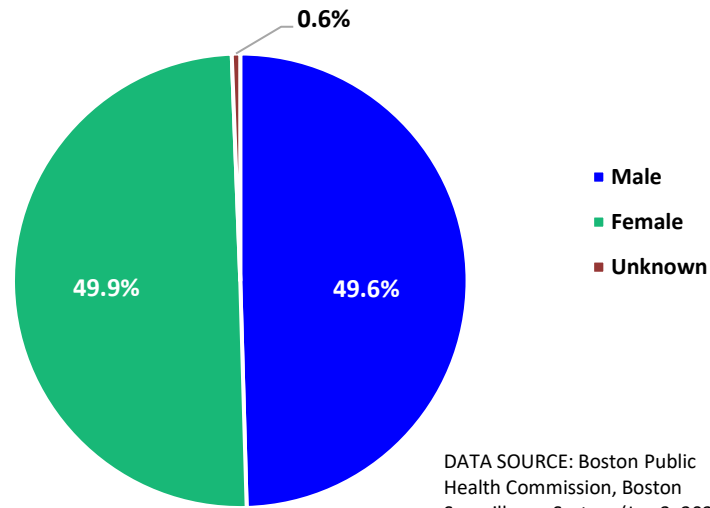
BOSTON PUBLIC HEALTH COMMISSION (BPHC)

Communicable Disease Control Division

1010 Massachusetts Ave - Boston, MA 02118

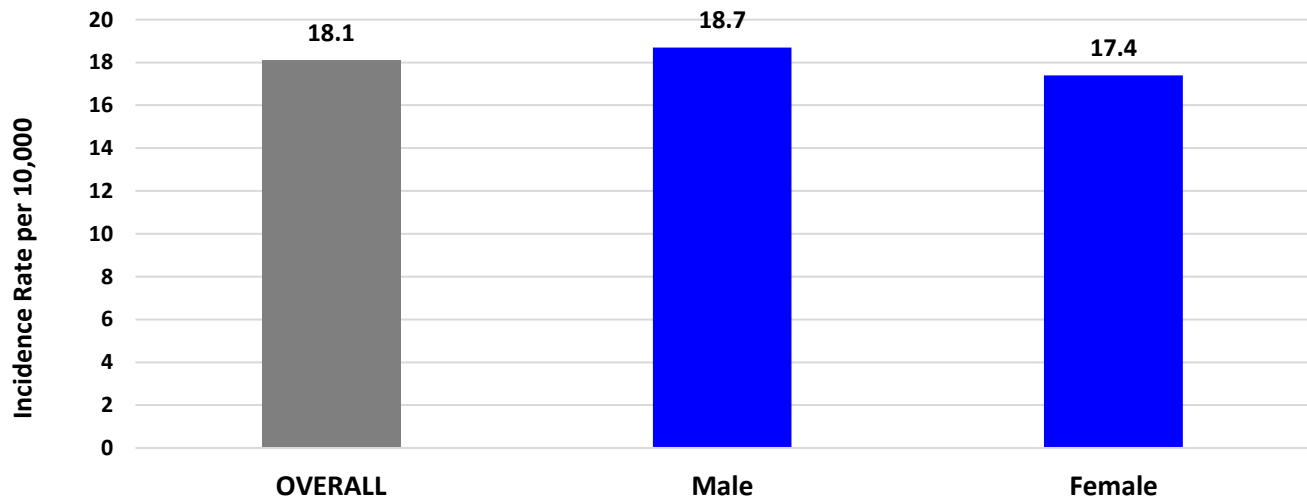
Phone: (617) 534-5611 - Fax: (617) 534-5905

Figure 2: Percent of All COVID-19 Cases (Boston Residents), by Sex, 2020



DATA SOURCE: Boston Public Health Commission, Boston Surveillance System (Jan 3, 2020 to April 2, 2020, 1:00pm)

Figure 3. Incidence Rates of Reported COVID-19 Cases by Sex Among Boston Residents, 2020



DATA SOURCE: Boston Public Health Commission, Boston Surveillance System (Jan 3, 2020 to April 2, 2020, 1:00pm); U.S. Census Bureau, American Community Survey, 2018 5-yr estimates (2014-2018)

There was also an equal distribution of male cases and female cases (Figure 2). The incidence rate of COVID-19 among female residents was similar compared with male residents (Figure 3).



BOSTON PUBLIC HEALTH COMMISSION (BPHC)

Communicable Disease Control Division
1010 Massachusetts Ave - Boston, MA 02118
Phone: (617) 534-5611 - Fax: (617) 534-5905

FIGURE 4. PERCENT OF ALL COVID-19 CASES BY AGE AMONG BOSTON RESIDENTS

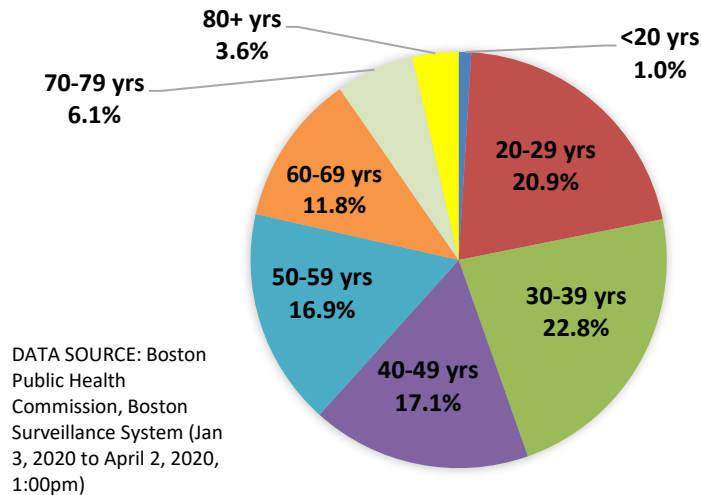
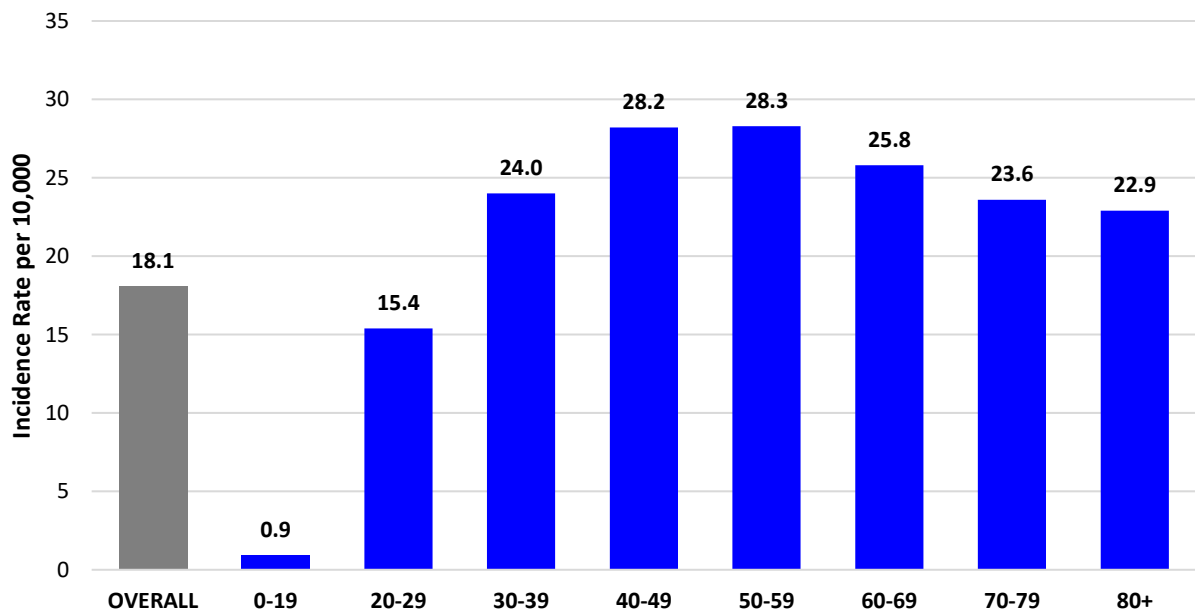


Figure 5. Incidence Rates of Reported COVID-19 Cases by Age Among Boston Residents, 2020



DATA SOURCE: Boston Public Health Commission, Boston Surveillance System (Jan 3, 2020 to April 2, 2020, 1:00pm); U.S. Census Bureau, American Community Survey, 2018 5-yr estimates (2014-2018)

There continues to be a low percentage of Boston resident COVID-19 cases under 20 years of age (Figure 4). Nearly 80% of COVID-19 cases were in persons 20-59 years of age.

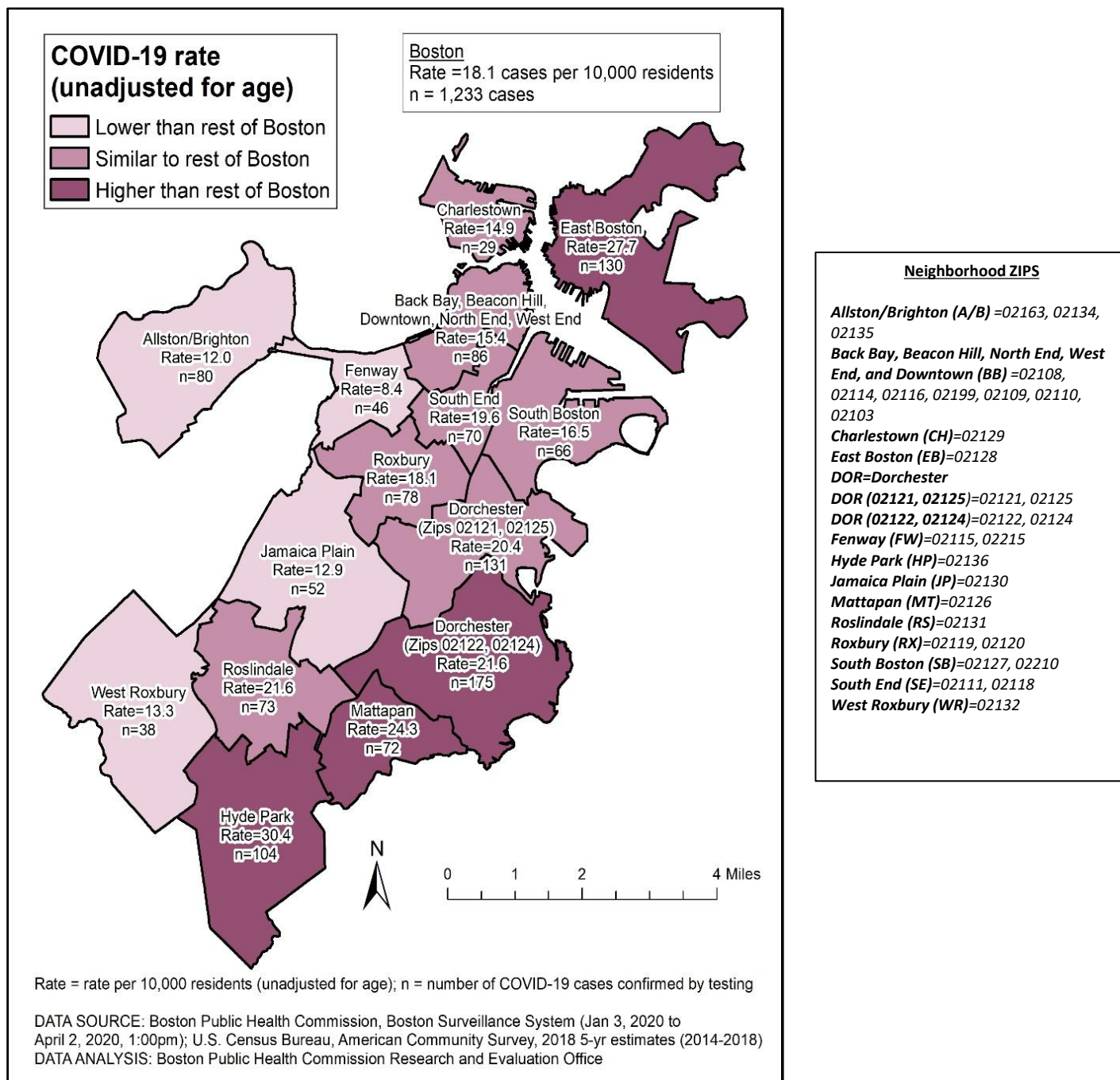
BOSTON PUBLIC HEALTH COMMISSION (BPHC)

Communicable Disease Control Division

1010 Massachusetts Ave - Boston, MA 02118

Phone: (617) 534-5611 - Fax: (617) 534-5905

Figure 6. Incidence Rates of Reported COVID-19 Cases by Neighborhood Among Boston Residents



The unadjusted rate of COVID-19 was higher for East Boston, Dorchester (zips 02122, 02124), Hyde Park, and Mattapan compared with the rest of Boston. The unadjusted rate of COVID-19 was lower for Allston/Brighton, Fenway, Jamaica Plain, and West Roxbury compared with the rest of Boston. (Figure 6). To test neighborhood differences, an individual neighborhood is compared with the rest of Boston (i.e., all other neighborhoods combined), rather than to Boston overall so that individual neighborhood's contribution to the Boston overall rate does not mask a difference from the rest of Boston.